

GENERAC®

Residential **Hurricane** **Preparedness** **Guide**



Table of Contents

Introduction.....

2025 Hurricane Forecast.....

Backup Power Options.....

Portable and Home Standby Generators.....

Solar Battery Storage System.....

Hurricane Preparation Tips.....

Home Standby Generator Readiness.....

Monitoring Fuel Levels.....

Portable Generator Safety.....

Hurricane Safety Tips.....

Food Safety.....

Child Safety.....

Pet Safety.....

Suggestions for:

Before the Storm.....

During the Storm.....

After the Storm.....

Printable Checklists.....

Emergency Kits.....

Important Contact Info.....

Family Medical Form.....

Home Inventory Form.....

Emergency Contact Info.....

24/7 Generac Support.....

FEMA.....

Food Safety.....

CDC.....

2

3

4

4

5

6

7

8

9

10

10

10

11

12

12

13

14

15

15

16

17

18

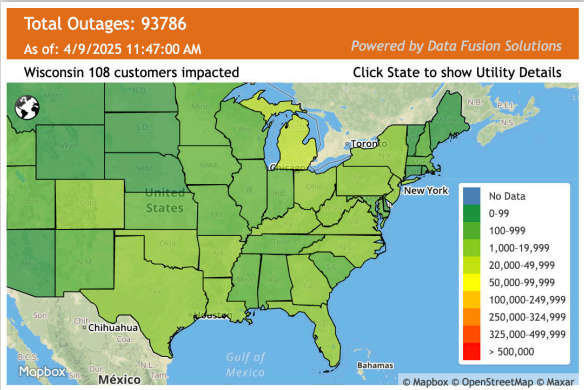
19

19

19

19

19



Stay on top of outages with
our **Power Outage Central**
for a state-by-state overview
of current outage activity.

Visit www.generac.com/outages



Stay Ready. Stay Powered. Stay Confident.

Now more than ever, our homes have become our sanctuary. Our safe haven. That's why it's so important to understand the risks that extreme weather brings, especially when it comes to your power supply.

Of course, storm prep goes beyond flashlights and cases of bottled water. True confidence comes from knowing you're ready to keep the lights on and your life powered. That's what the backup solutions, safety tips and prep suggestions in this guide are here to help with.

With over 65 years leading the way in backup power, we've helped millions stay ready to power through at home, at work and everywhere in between – before outages strike – for peace of mind anytime.

This Customer Said:

"My 87-year-old mother and I made it through the horrible disaster in Yancey County, NC. We were without power for ten days. Our Generac allowed us to stay at home and ride out Helene and the aftermath. We were always comfortable.

We have a well and we were able to supply our neighbors with fresh water throughout our power outage. We had neighbors coming over just to watch the news on the devastation.

We had neighbors come over to use our shower and washer and dryer.

Who knew that in the mountains of Yancey County a storm and a hurricane could have devastated us to this extreme. The Generac literally saved our lives and improved others' lives too. THANK YOU, GENERAC!"

- Sissy

*Yancey County, North Carolina
Posted on Facebook*

Know What Could Be Coming Your Way

2025 Hurricane Forecast

With the arrival of another hurricane season, the time is now to focus on what matters most: keeping your family safe, your home protected and life uninterrupted.

In 2024, Hurricane season wreaked havoc on communities in multiple states – including some that rarely feel the impact of these storms. Most notably, hurricanes Helene and Milton left in their wake over 250 fatalities and more than \$120 billion in damages across the southeast.

For the 2025 hurricane season, Colorado State University (CSU) Tropical Meteorology Project Team predicts above-normal activity that could yield:

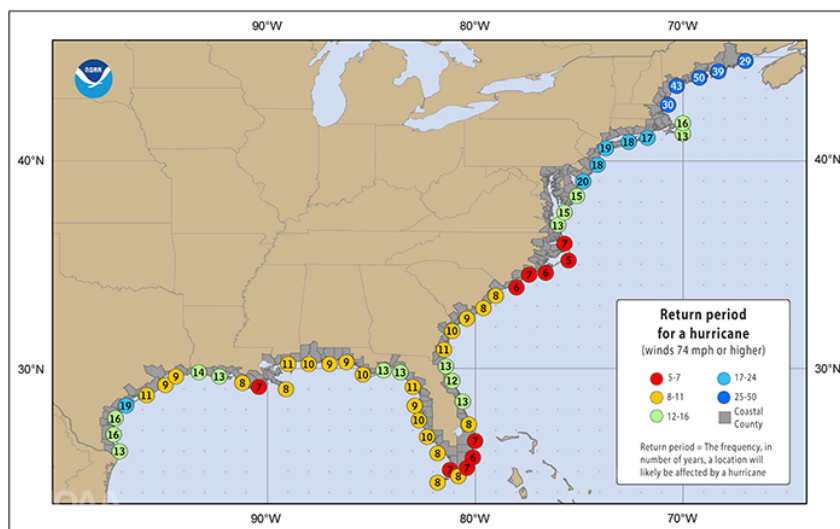
- **17** named storms
- **9** storms that could become hurricanes
- **4+** storms that could reach major hurricane strength (sustained winds of 111 mph or greater)

Are You in a High-Risk Area?

While every mile of the U.S. Gulf and East Coast is vulnerable during hurricane season, some locations are more at risk of being hit in any given year.

The National Hurricane Center of the National Oceanic and Atmospheric Administration (NOAA) uses an analysis tool that predicts if a hurricane can be expected to pass within 50 nautical miles of a specific location.

According to their models, the areas with the highest return periods for a hurricane within the next 100 years (of any category) are coastal North Carolina, south Florida and southeast Louisiana, about every five to seven years.



Probabilities for at least one major hurricane landfall (Category 3-4-5) in 2025:

51% for the entire U.S. coastline
(average from 1880–2020 is 43%)

26% for the U.S. East Coast, including the Florida peninsula
(average from 1880–2020 is 21%)

56% for the Caribbean
(average from 1880–2020 is 47%)

33% for the Gulf Coast from the Florida panhandle westward to Brownsville, Texas (average from 1880–2020 is 27%)

Your Backup Power Options

Portable vs. Automatic Home Standby Power

Considering a generator to help keep the power on during outages?
Here are a few things to keep in mind to help make the best choice for you.



Portable Power Stations



Portable Generators



Home Standby Generators

	Ideal for apartments & condos	For emergencies & on the go	Permanent peace of mind
Uses	Clean, quiet, emission-free power with no fumes or fuel. Also great for camping and tailgating.	Additional non-emergency uses: camping, job sites, tailgating.	Whole home or essential circuit backup power.
Starting	A simple ON/OFF button.	Must be home when the power goes out to start and connect almost all portable generators.	Starts automatically when utility power is lost – whether you're home or away.
Connecting	Ports on the unit itself offer numerous connection options, including 2 USB-A and 2 USB-C receptacles in addition to AC, DC and a wireless charging pad.	Can be connected to individual appliances via extension cord but must be connected to the home via a manual transfer switch for whole home/specific circuit backup.	Permanently connected to your home's electrical system.
Refueling	No refueling necessary. Simply recharge the unit by connecting to a wall outlet when power returns. The unit also supports recharging with the available solar panels or connection to a car or generator.	Must be refueled every 6-12 hours, depending on loads and size of fuel tank. Fueling options include gasoline and liquid propane.	No refueling necessary if connected to a natural gas line or propane tank.
Capacity	Able to power smaller, specific devices, such as a kitchen appliance, laptop or phone. Can also be paralleled for additional capacity and backup power.	A wide range of options for every need, including smaller units that can be paralleled for additional power, or units large enough to provide whole home backup when paired with a manual transfer switch.	Can power your entire home or selected circuits.
Monitoring	With no refueling and zero maintenance, no monitoring is necessary.	Must monitor operation in person.	Monitor the generator's performance with Mobile Link™ from anywhere.

This Customer Said:

"Power was out when I woke up yesterday morning for an undetermined reason. So thankful the Generac was running, and I was warm and had lights and coffee! Ran for days when hurricane Helene hit NC in September."

- Ellen

North Carolina

Posted on Facebook

Clean, Reliable Backup Power

Give yourself greater peace of mind by saving more of the clean energy you capture from solar panels with the **PWRcell 2 Solar Battery Storage System**. And have the whole-home backup power you need in the face of outages, for virtually any size home.



Prepare for Power Outages

Experience uninterrupted protection from outages with a seamless transition to high-capacity battery backup. Add a Generac home standby generator up to 26 kW for virtually endless* backup capabilities and the ultimate peace of mind.



Harness the Intelligence of the Ecosystem

PWRcell 2 is packed with advanced features designed to enhance backup and monitoring capabilities. The included ecobee Smart Thermostat Enhanced provides convenient system and outage monitoring and optimized energy consumption designed to keep the home powered longer.



Reduce Energy Costs

Switch to stored energy during peak hours or at night as needed, reducing utility bills without sacrificing what you use in the home.

To learn more about PWRcell 2, visit: www.getpwrcell.com

**Subject to fuel availability.*



Keep Your Standby Generator Ready to Power On

Before Mother Nature throws her worst your way, it's best to ensure your standby generator is ready to power your home – and your comfort.

- Clear debris and any obstructions away from the generator with at least 3 ft. of clearance on each side.
- Ensure the inside of the enclosure is free of debris (leaves, sticks, dirt, etc.).
- Inspect lines and connections for fuel or oil leaks.
- Inspect the entire fuel system for signs of corrosion or other concerns.
- Be sure to check your battery for proper charge and clean terminals, air filter, spark plugs and sediment trap.
- Watch the oil level, especially if your generator is running continuously.

This Customer Said:

"We were fortunate to have purchased our Generac generator prior to Hurricane Helene hitting our home and region of Western North Carolina. Our Generac ran for 5+ days. It kept our entire home fully functioning. It also allowed our neighbors to keep their food safe and communicate, through Starlink, with their loved ones & government organizations. It was truly a life saver for us and our community. I love my Generac!"

- Joe

Western North Carolina
Posted on LinkedIn



Get Fully Fueled and Storm Ready

Monitoring Liquid Propane (LP) Fuel Levels

If you use LP to fuel your standby generator, ensuring you have enough to power through days – even weeks – of outages can be an overlooked seasonal checklist item. Save yourself the cost of emergency fuel deliveries, spoiled refrigerator food replacement and extended hotel stays by avoiding an insufficient fuel supply.

Don't Wait Until the Last Minute

Schedule fuel delivery for your home standby generator before your dealer is deluged with last minute storm prep calls. And ensure you have what you need for your home, when you need it most.

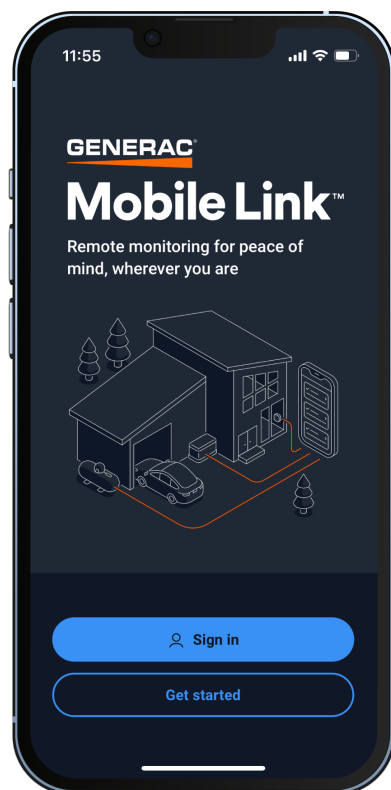
Use the Generac LTE Fuel Monitor

Measure the remaining fuel level in any propane tank no matter what LP appliances (furnaces, water heaters, ovens, etc.) are connected. Plan for deliveries and protect yourself against run-out with:

- Easy installation in under 5 minutes on any above-or below-ground tank
- Mobile Link integration to see your tank level in real-time, from anywhere via phone/computer
- Text and email notifications that alert you when your tank level drops below a certain threshold
- Peace of mind that you will always be prepared for the storm and protected against run outs

Don't Rely on Manual Tank Checks Alone

From the dangers of being out in the elements to the simple fact that LP appliances are running when nobody's home, manual checks can be unreliable and should only be part of your plan. Not your whole plan.



Don't Wait Until the Last Minute

Tank monitoring is the easiest, most reliable way to help you ensure you always have enough propane to weather the storm.

Portable Generator **Safety**

Using a portable generator for emergency power? Always keep basic guidelines in mind and be sure to follow the instructions in the owner's manual first.

Never Run it Indoors

This includes garages or other partly enclosed areas.

Carbon monoxide (CO) gas can kill in minutes.

Avoid Electrocution and Shock Hazards

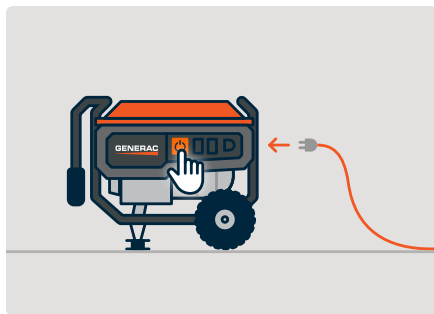
Do not connect your generator directly to your home's wiring or into a regular household outlet.

Give it Space

Place unit far away from windows, doors and vents.

Allow at least 5ft of clearance on all sides when operating to prevent overheating and fire.

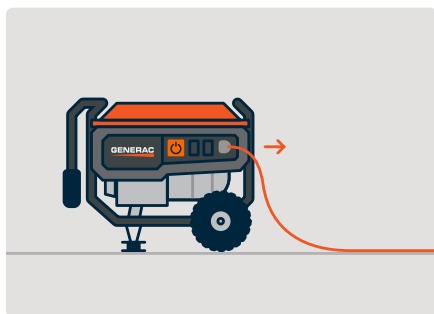
Keep Children Away at all Times



Only plug in any cord to generator **after it's running**



Keep it level: Only operate on a flat, debris-free surface with a clearance of five feet on all sides to allow for proper ventilation



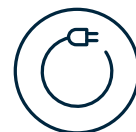
Be sure to remove all cords **before shutting down**



Don't run in direct rain



Don't run in standing water



Ensure cords are **undamaged and properly sized**

Hurricane Safety Tips

Storms are unpredictable, but they don't need to catch you off guard. Here are a few simple ways to stay one step ahead.

Food Safety

According to the U.S. Department of Agriculture, food in your refrigerator is safe to eat for only four hours without electricity. Beyond that, they recommend discarding meat, poultry, fish, eggs and leftovers.

However, a full freezer will hold a safe temperature for 48 hours (24 hours if half full). These times are only true if the appliance door remains closed. It's important to adhere to these guidelines during and after a power outage:

- Keep your refrigerator closed.
- Use a thermometer to check if food is 40 degrees or below before consuming.
- Consider backup options to power your refrigerator, especially during long outages.

Child Safety

Help keep children as calm as possible before, during and after a hurricane with a little guidance and reassurance to ease fears and stress.

Constant Communication

- Talk about your safety or evacuation plans before a storm arrives.
- Let them help gather supplies and feel part of the process.
- Keep in constant communication during a storm or hurricane. Talk through what you're experiencing and share your plans for what happens after the storm.

Child-Friendly Evacuation Kit

- Pack water, snacks and first aid items including bandages and antibiotic ointment.
- Include toys, games and other comfort items that don't require power.



Living in an apartment or condo?

Consider Portable Power Stations: they produce zero emissions, are safe for indoor use and can power a 120W refrigerator for over 7.5 hours.*

**Depending on model size*





Pet Safety

When preparing for a hurricane, keep your four-legged family members in mind as well. The ASPCA estimates one third of cat and dog owners don't have a disaster plan in place for their animals, leading to last-minute stress during evacuation situations.

Please remember: Not all hotels or shelters accept pets. If you decide to stay home, continue to monitor any evacuation notices.

Emergency Kits Should Include:

- 7 days food and water (with a can opener, if needed)
- Medication for one week
- Pet carrier/kennel
- Extra leash
- Photo of you and your pet together to prove ownership
- Pet ID tags, rabies vaccination tag and collar
- Medical or vaccination records to share with a pet friendly shelter

Additional Tips Include:

- Getting your pet microchipped (talk to your vet)
- Placing a rescue alert sticker on your door if you shelter in place letting responders know there's a pet inside
- Writing "EVACUATED" on any alert sticker if you choose to leave
- Slowly reintroducing your pet(s) to a disheveled home if you evacuated to reduce stress and unknown dangers

If You Have an Aquarium



To maintain the delicate balance in an aquarium, you must keep your filtration system and heater running 24/7. Whether the outage lasts for a few hours or a few days, here are several things you can do to minimize damage:

- Unplug your filter and rinse it before restarting.
- Maintain stable water temperature by covering the tank with a blanket.
- Make up for lost oxygen with a battery-powered air pump.
- Have a Generac generator to keep the power on.

Before the Storm

Make the Most of Your Preparation Time

- Turn your refrigerator and freezer to the coldest setting.
- Fill bathtubs and large containers with water for sanitation purposes.
- Turn off and properly secure propane tanks.
- Unplug small appliances in the rooms you do not plan to use during a storm.
- Charge cell phones.
- Check the yard and landscaping for any trees that should be trimmed, clear gutters and bring in outside items if they can be picked up by high winds.
- Fill gas cans in the event of an evacuation or to run a portable generator.
- Use hurricane shutters or board up windows and doors with $\frac{5}{8}$ inch plywood.
- Reinforce garage doors using a door bracing kit.

How Long Do You Have to Prepare?



When a Watch is Issued

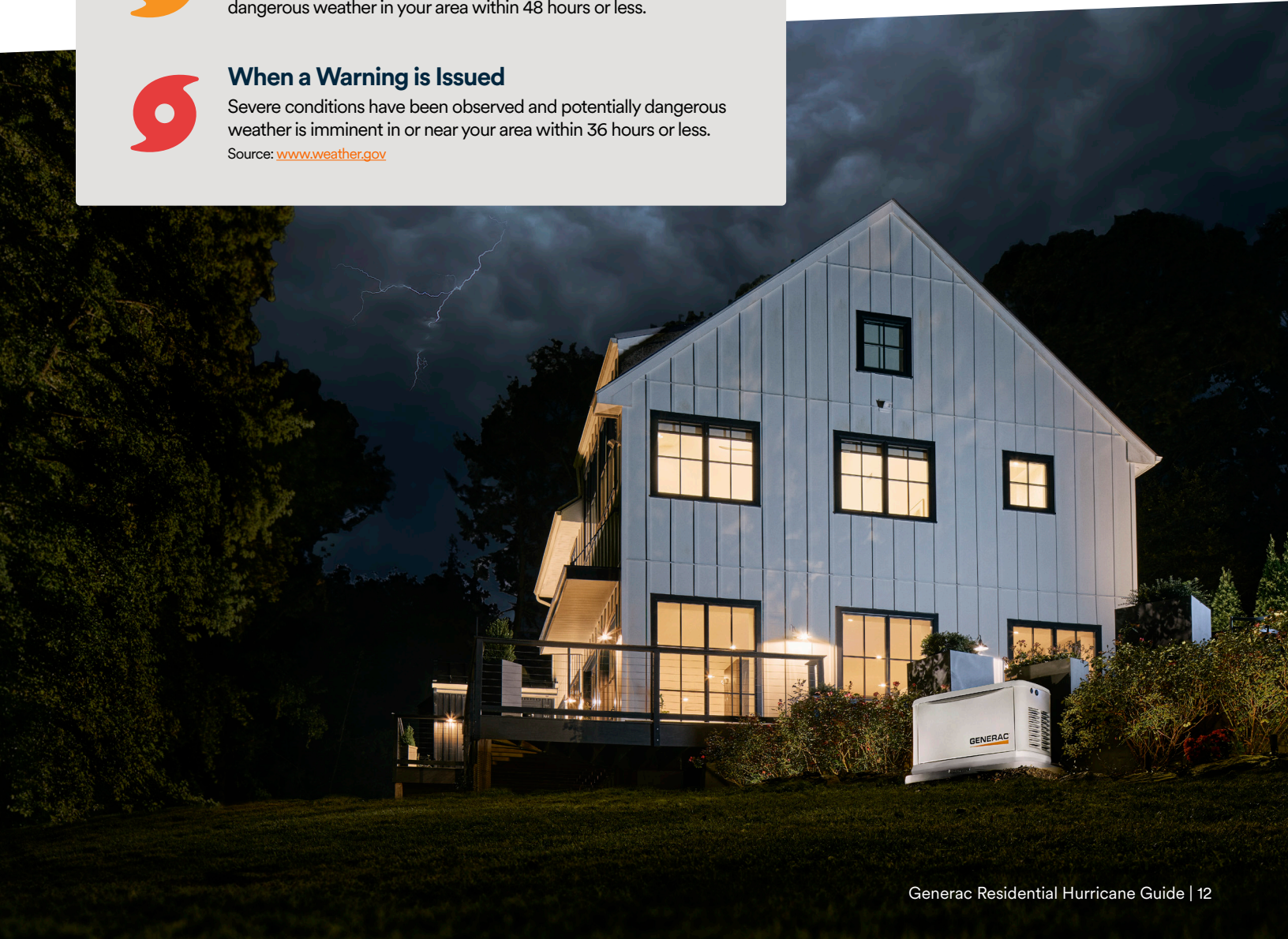
This means conditions are favorable to produce potentially dangerous weather in your area within 48 hours or less.



When a Warning is Issued

Severe conditions have been observed and potentially dangerous weather is imminent in or near your area within 36 hours or less.

Source: www.weather.gov



During the Storm

Should You Stay or Should You Go?

Consider Leaving


- Prepare to depart if you live in a manufactured or mobile home, or your home was built prior to current hurricane building standards.
- Leave if your home is vulnerable to a storm surge or flooding.
- If an evacuation has been issued, leave immediately.

When Evacuating

- Know where you're going. Plan primary and alternative routes ahead of time.
- Create an evacuation destination with a backup location in mind.
- Listen to orders at least twice to determine driving directions.
- Grab your emergency kit in anticipation of long power outages.
- Bring backup maps/directions in the event mobile services aren't available.
- Unplug appliances, turn off water at the main valve and deactivate electricity at the breaker box.
- Pack your vehicle and go to your designated evacuation spot or backup location.
- Turn on the radio to stay tuned to emergency bulletins.
- Stick to evacuation routes.

When Sheltering in Place

- Cover all windows with permanent storm shutters or 5/8-inch exterior grade marine plywood.
- Take refuge in a small, interior room or closet in the lowest level of your home. Avoid windows and glass doors.
- Stay tuned to updates and have a battery-powered emergency radio on hand.
- Save phone battery as much as possible.
- Unplug all devices from outlets during outages to reduce power surge damage.
- If flooding nears the home, turn off all electricity.
- Evacuate immediately if given the order OR if the home is damaged.



Never operate a generator indoors (including a garage) even with windows open. Carbon monoxide gas is odorless, colorless and can be deadly within minutes.



After the Storm

Return Safe and with a Plan to Resume Everyday Life

- **Do not** return before local authorities recommend.
- Whether sheltered in place or returning, stay alert for potential damage and dangers – including post-storm rain that can produce flooding.
- If your home was seriously damaged, leave immediately and contact local officials.
- If you suspect a gas leak, leave immediately and report it to local authorities.
- Check on neighbors.
- Report downed power lines to the utility company and local police/fire departments.
- Take photos of your home, yard and street.
- Contact your insurance.
- Do not drive on closed roads – avoid flash-flooding or downed power lines.
- Consider hiring contractors to clean up large debris to avoid personal injury.
- Keep receipts for possible reimbursement through insurance or government programs.
- If power is out, unplug all major appliances before turning the electricity back on to minimize possible surge damage.
- If your home flooded, have a professional electrician check the residence before turning electricity on.
- Save all phone calls for emergencies. Phone systems are often downed or busy after a disaster. Use text messages or social media to communicate with family and friends.

In Case of Extended Power Outages

- Have alternate plans for refrigerating medicines or using power-dependent medical devices.
- Keep freezers and refrigerators closed.
- Only use portable generators outdoors and far away from windows, doors and vents.
- **Do not** use a gas stove to heat your home.
- Disconnect appliances and electronics to avoid potential surge damage.

Emergency Kit Checklist

Food

- ☐ 7-day supply of non-perishables per person
- ☐ Manual can opener for food
- ☐ Disposable plates, cups, utensils
- ☐ Napkins or paper towels
- ☐ Cookware to boil water
- ☐ Propane tanks for your grill so you can cook

Water

- ☐ Three gallons of water per person, per day for both drinking and sanitation (FEMA recommends a 5-day supply)

First Aid

- ☐ Fully stocked first aid kit
- ☐ Additional prescriptions or essential medicine
- ☐ List of current medications and allergies
- ☐ Sunscreen
- ☐ Insect repellent
- ☐ Fire extinguisher
- ☐ Extra cash in case ATMs are down

Lighting

- ☐ Flashlights and extra batteries
- ☐ Utility lighter
- ☐ Wrench and pliers to turn off utilities
- ☐ A large light source (e.g. lantern)

Communication

- ☐ Battery-powered AM/FM radio
- ☐ NOAA hazard-alert radio
- ☐ Car or emergency charger for mobile devices
- ☐ Cell phone
- ☐ Small notepads and pencils
- ☐ Games and activities that don't require electricity
- ☐ A whistle to signal for help
- ☐ Extra batteries

Baby Needs

- ☐ Bottles and formula
- ☐ Two-week supply of diapers
- ☐ Baby wipes and diaper rash ointment

Transportation

- ☐ Maps of local and state roads
- ☐ Directions to nearby shelters
- ☐ Spare tire or tire patch kit
- ☐ Emergency roadside flares or triangles
- ☐ List of local services and contact information

Sanitation & Personal Care

- ☐ Trash bags
- ☐ Disinfectant wipes or gels
- ☐ Toothbrushes and toothpaste
- ☐ Toilet paper
- ☐ Spare set of clothes and shoes for each person
- ☐ One blanket per person
- ☐ Personal, feminine care items
- ☐ Soaps and shampoos
- ☐ Dust masks, plastic sheeting, duct tape, plastic ties

Pet Needs

- ☐ One week of food and water
- ☐ Leash and a crate or carrier
- ☐ Bed, dishes, toys
- ☐ Any medications
- ☐ Battery-operated air pump for aquarium
- ☐ Vet's contact information
- ☐ Waste bags
- ☐ Photo of you and your pet for proof of ownership

Family Contact Information

Contact Information	
Out-of-Town Contact:	Contact Number:
Evacuation Center:	Phone Number:
Local Meeting Spot:	Phone Number:

Family Member Information	
Name:	Social Security Number:
Date of Birth:	Special Note:
Name:	Social Security Number:
Date of Birth:	Special Note:
Name:	Social Security Number:
Date of Birth:	Special Note:
Name:	Social Security Number:
Date of Birth:	Special Note:

Where We Might Be	
Family Member:	Location 2:
Location 1:	Address:
Address:	Phone Number:
Phone Number:	
Family Member:	Location 2:
Location 1:	Address:
Address:	Phone Number:
Phone Number:	
Family Member:	Location 2:
Location 1:	Address:
Address:	Phone Number:
Phone Number:	

Resources

Provide the following for each family member and update with any changes.

Important Contacts	Company Name	Phone Number	Policy Number
Medical Insurance			
Homeowner's insurance			
Veterinarian			

Family Medication Form

Print out and complete for each family member. This form is for: _____

Medicinal Allergies	
Medication Name	Reaction

Current Prescriptions					
Medication Name	Doctor's Name	Doctor's Number	Reason for Treatment	Dosage (mg)	How Often I Take It

Non-Prescription Medications Including Vitamins & Supplements			
Name	Reason for Treatment	Dosage (mg)	How often I take it

Home Inventory

Use the following home inventory form for each room in your home to make sure all your valuables are documented in the event of a major storm.

Item	Price	Date	Brand
Furniture			
Electronics			
Other			

Reliable Support When You Need It Most

We know that when your power goes down, anxiety can go up. Everyday tasks get more difficult. And the lack of security that you and yours can feel is very real.

As the backup power experts, we're here to provide peace of mind in the face of severe weather, unreliable grid services and any other reason power to your home might fail.

But we go beyond just providing the backup power solutions you need – we're here with the customer and technical support for your Generac products 24/7, 365 days a year.

Call us at 888-GENERAC (888-436-3722) or visit [generac.com/service-support](https://www.generac.com/service-support).

Please keep these contacts readily available during Hurricane Season:

- **FEMA**
www.fema.gov
800-621-3362
- **Food Safety**
www.fsis.usda.gov
888-674-6854
- **CDC Emergency Preparedness & Response**
<https://emergency.cdc.gov>
800-232-4636

As always, dial 911 first in any emergency.

GENERAC®

Generac Power Systems, Inc.
S45 W29290 Hwy. 59, Waukesha, WI 53189

1-888-GENERAC (1-888-436-3722) | REV 04/2025

©2025 Generac Power Systems. All rights reserved.
Specifications are subject to change without notice.

